

January 2021 Market Statistics



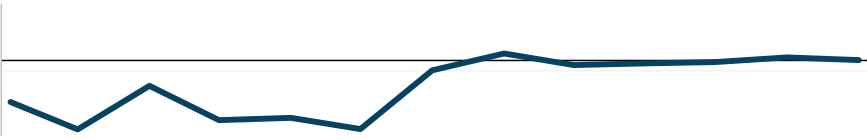



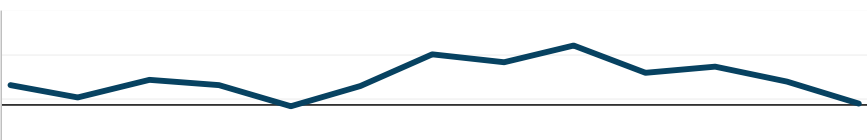



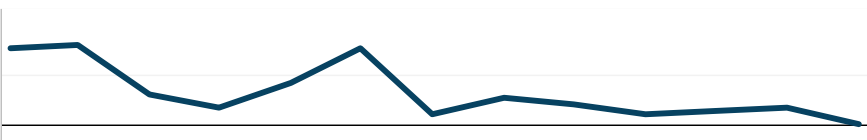



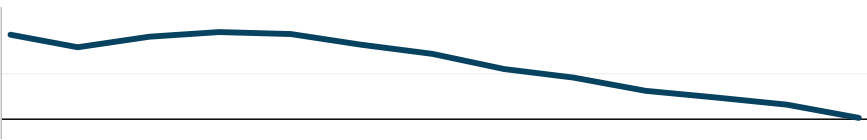



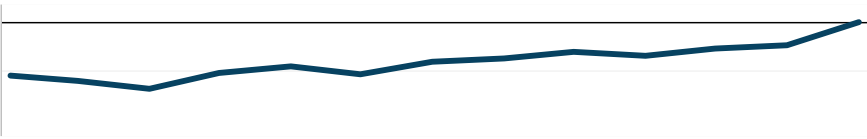







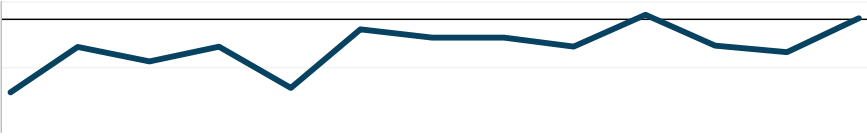



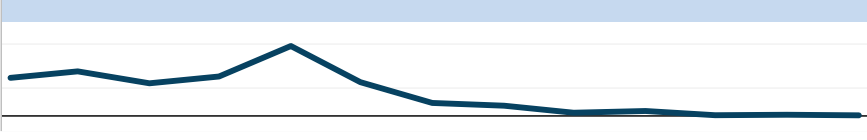



Single Family Home ▾ Gardnerville/Minden/Topaz ▾

January 2020

December 2020

January 2021

	 14.1%		 -0.8%	\$515,000 Median Sold Price
	 -32.3%		 -36.2%	44 Units Sold
	 -82.1%		 -50.0%	5 Median Days on Market
	 -79.7%		 -38.5%	32 Active Inventory
	 16.5%		 6.5%	\$287 Sold \$/SqFt
	 -27.8%		 36.8%	53 New Listings
	 2.3%		 1.0%	99.5% Percent of Ask Received
	 -70.1%		 -3.5%	0.7 Absorption Rate (MSI)